

Appendix 9: Sustainable Finance Disclosure (unaudited)

As at 31 December 2023

Periodic disclosure for the financial products referred to in Article 8, paragraphs 1, 2 and 2a, of Regulation (EU) 2019/2088 and Article 6, first paragraph, of Regulation (EU) 2020/852

Product name: European Property Fund

Legal entity identifier: TE6MWN7B3THSZYQWH072

Reference period: 01 January 2023 to 31 December 2023

Unless stated otherwise, the values below have been calculated based on the average of the fund's investments at each quarter end during the reference period. This calculation methodology also applied to the fund's top holdings and sector exposure.

Environmental and/or social characteristics

Sustainable investment means an investment in an economic activity that contributes to an environmental or social objective, provided that the investment does not significantly harm any environmental or social objective and that the investee companies follow good governance practices.

The **EU Taxonomy** is a classification system laid down in Regulation (EU) 2020/852, establishing a list of **environmentally sustainable economic activities**. That Regulation does not include a list of socially sustainable economic activities. Sustainable investments with an environmental objective might be aligned with the Taxonomy or not.

Did this financial product have a sustainable investment objective?

- | | |
|---|---|
| <input type="checkbox"/> Yes | <input checked="" type="checkbox"/> No |
| <input type="checkbox"/> It made sustainable investments with an environmental objective : ____% <ul style="list-style-type: none"> <input type="checkbox"/> in economic activities that qualify as environmentally sustainable under the EU Taxonomy <input type="checkbox"/> in economic activities that do not qualify as environmentally sustainable under the EU Taxonomy | <input type="checkbox"/> It promoted Environmental/Social (E/S) characteristics and while it did not have as its objective a sustainable investment, it had a proportion of ____% of sustainable investments <ul style="list-style-type: none"> <input type="checkbox"/> with an environmental objective in economic activities that qualify as environmentally sustainable under the EU Taxonomy <input type="checkbox"/> with an environmental objective in economic activities that do not qualify as environmentally sustainable under the EU Taxonomy <input type="checkbox"/> with a social objective |
| <input type="checkbox"/> It made sustainable investments with a social objective : ____% | <input checked="" type="checkbox"/> It promoted E/S characteristics, but did not make any sustainable investments |

Appendix 9: Sustainable Finance Disclosure (unaudited)

As at 31 December 2023 (continued)



To what extent were the environmental and/or social characteristics promoted by this financial product met?

During the reference period, the Fund met its social characteristic of avoiding investments in certain activities which can cause harm to human health and wellbeing or be damaging to social cohesion. The Fund also excluded certain companies which have experienced notable sustainability-related controversies, or which are in violation of international norms.

Further detail on the nature of these exclusions is set out below (in response to the question “How did the sustainability indicators perform?”).

There were no exceptions to the Fund’s attainment of its environmental and social characteristics.

Sustainability indicators measure how the environmental or social characteristics promoted by the financial product are attained.

How did the sustainability indicators perform?

Sustainability Indicator	Indicator Threshold	2023 Indicator Value
% Fund exposure to investee companies deriving >10% revenue from:		
Owning or operating real estate used for prisons	0.00%	0.00%
Owning or operating real estate used to manufacture cannabis	0.00%	0.00%
Owning, manufacturing or production of tobacco	0.00%	0.00%
Owning, manufacturing or production of coal mining	0.00%	0.00%
Owning, manufacturing or production of controversial weapons & civilian firearms	0.00%	0.00%
Owning, manufacturing or production of arctic oil & gas	0.00%	0.00%
% Fund exposure to investee companies that do not have at least one female board member (from 26 July 2023)	0.00%	0.00%
% Fund exposure to investee companies deriving >10% revenue which breach International norms:		
Have experienced a notable and severe sustainability-related controversy related to their operations/products, unless the Investment Adviser considers the company was taking steps for material remediation and improvement	0.00%	0.00%
Failed to comply with UN Global Compact or ILO fundamental principles, unless the Investment Adviser considers that the company was taking steps for material remediation and improvement	0.00%	0.00%

Appendix 9: Sustainable Finance Disclosure (unaudited)

As at 31 December 2023 (continued)

. . . and compared to previous periods?

Sustainability Indicator	Indicator Threshold	2022 Indicator Value
% Fund exposure to investee companies deriving >10% revenue from:		
Owning or operating real estate used for prisons	0.00%	0.00%
Owning or operating real estate used to manufacture cannabis	0.00%	0.00%
Owning, manufacturing or production of tobacco	0.00%	0.00%
Owning, manufacturing or production of coal mining	0.00%	0.00%
Owning, manufacturing or production of controversial weapons & civilian firearms	0.00%	0.00%
Owning, manufacturing or production of arctic oil & gas	0.00%	0.00%
% Fund exposure to investee companies deriving >10% revenue which breach International norms:		
Have experienced a notable and severe sustainability-related controversy related to their operations/products, unless the Investment Adviser considers the company was taking steps for material remediation and improvement	0.00%	0.00%
Failed to comply with UN Global Compact or ILO fundamental principles, unless the Investment Adviser considers that the company was taking steps for material remediation and improvement	0.00%	0.00%

The EU Taxonomy sets out a “do no significant harm” principle by which Taxonomy-aligned investments should not significantly harm EU Taxonomy objectives and is accompanied by specific EU criteria.

The “do no significant harm” principle applies only to those investments underlying the financial product that take into account the EU criteria for environmentally sustainable economic activities. The investments underlying the remaining portion of this financial product do not take into account the EU criteria for environmentally sustainable economic activities.

Any other sustainable investments must also not significantly harm any environmental or social objectives.

Appendix 9: Sustainable Finance Disclosure (unaudited)

As at 31 December 2023 (continued)



How did this financial product consider principal adverse impacts on sustainability factors?

As described under “How did the sustainability indicators perform?” above, the Fund did not knowingly invest in companies that fail to comply with the UN Global Compact or the ILO fundamental principles, unless the Investment Adviser considered that the company was taking appropriate steps for material remediation and improvement.

The Fund therefore considered in part, principal adverse impact indicator number 10: violations of the UN Global Compact principles and Organisation for Economic Cooperation and Development (OECD) Guidelines for Multinational Enterprises.



The list includes the investments constituting **the greatest proportion of investments** of the financial product during the reference period which is: from 01 January 2023 to 31 December 2023.

What were the top investments of this financial product?

Security	Sector	% Assets	Country
SEGRO PLC	Industrial	8.71%	United Kingdom
VONOVIA SE	Residential	8.06%	Germany
GECINA SA	Office	4.99%	France
PSP SWISS PROPERTY AG	Diversified	4.71%	Switzerland
CARMILA SA	Retail	4.41%	France
LEG IMMOBILIEN SE	Residential	4.11%	Germany
UNITE GROUP PLC/THE	Residential	4.11%	United Kingdom
KLEPIERRE SA	Retail	4.11%	France
MERLIN PROPERTIES SOCIMI SA	Diversified	3.94%	Spain
AEDIFICA SA	Healthcare	3.69%	Belgium
CATENA AB	Industrial	3.49%	Sweden

% Assets are calculated based on the average of the fund's investments at each quarter end during the reference period.

Appendix 9: Sustainable Finance Disclosure (unaudited)

As at 31 December 2023 (continued)



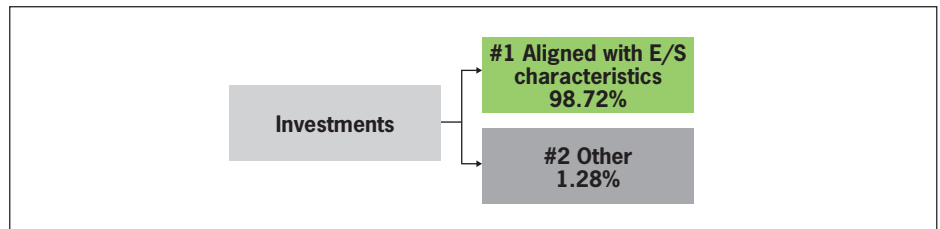
What was the proportion of sustainability-related investments?

98.72% of the Fund's investments attained the promoted environmental and social characteristics of the Fund. The remainder of the investments were in cash instruments which did not align with the promoted environmental or social characteristics and were not subject to any minimum environmental or social safeguards.

The Fund did not make any sustainable investments within the meaning of the Sustainable Finance Disclosure Regulation ("SFDR").

What was the asset allocation?

Asset allocation describes the share of investments in specific assets.



#1 Aligned with E/S characteristics includes the investments of the financial product used to attain the environmental or social characteristics promoted by the financial product.

#2 Other includes the remaining investments of the financial product which are neither aligned with the environmental or social characteristics, nor are qualified as sustainable investments.

In which economic sectors were the investments made?

Sector	% Assets
Residential	19.26%
Industrial	17.23%
Diversified	15.32%
Retail	14.37%
Office	14.22%
Industrial/Office Mixed	7.33%
Healthcare	5.36%
Self Storage	3.33%
Lodging/Resorts	2.30%
Exploration, Mining, Extraction, Production, Processing, Storage, Refining or Distribution, Including Transportation, Storage and Trade, of Fossil Fuels	0.00%

The table above only includes investments made by the Fund and excludes other assets held by the Fund such as cash and hedging instruments.

Appendix 9: Sustainable Finance Disclosure (unaudited)

As at 31 December 2023 (continued)

Enabling activities

directly enable other activities to make a substantial contribution to an environmental objective.

Transitional activities are economic activities

for which low-carbon alternatives are not yet available and that have greenhouse gas emission levels corresponding to the best performance.



To what extent were the sustainable investments with an environmental objective aligned with the EU Taxonomy?

The Fund did not commit to making a minimum portion of sustainable investments with an environmental objective aligned with the EU Taxonomy. None of the Fund's investments have been assessed by the Investment Adviser as aligned with the EU Taxonomy during the reference period.

Did the financial product invest in fossil gas and/or nuclear energy related activities that comply with the EU Taxonomy¹?

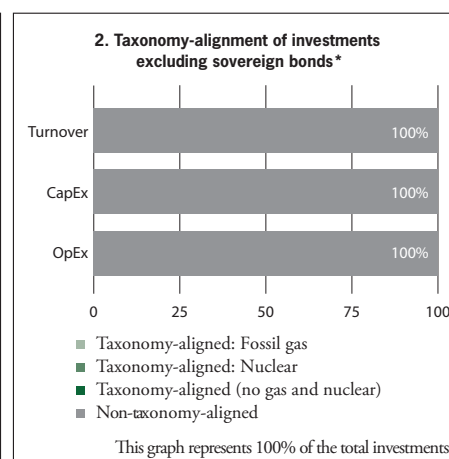
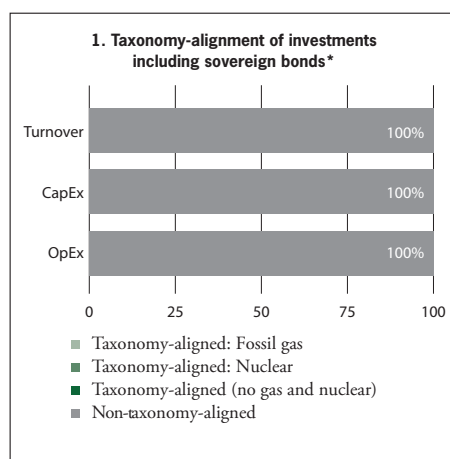
- ☐ Yes
- ☐ In fossil gas ☐ In nuclear energy
- ☒ No

The graphs below show in green the percentage of investments that were aligned with the EU Taxonomy. As there is no appropriate methodology to determine the taxonomy-alignment of sovereign bonds*, the first graph shows the Taxonomy alignment in relation to all the investments of the financial product including sovereign bonds, while the second graph shows the Taxonomy alignment only in relation to the investments of the financial product other than sovereign bonds.



Taxonomy-aligned activities are expressed as a share of:

- **turnover** reflects the “greenness” of investee companies today.
- **capital expenditure** (CapEx) shows the green investments made by investee companies, relevant for a transition to a green economy.
- **operational expenditure** (OpEx) reflects the green operational activities of investee companies.



* For the purpose of these graphs, ‘sovereign bonds’ consist of all sovereign exposures.

¹ Fossil gas and/or nuclear activities will only comply with the EU Taxonomy where they contribute to limiting climate change (“climate change mitigation”) and do no significant harm to any EU Taxonomy objective – see explanatory note in the left hand margin. The full criteria for fossil gas and nuclear energy economic activities that comply with the EU Taxonomy are laid down in Commissions Delegated Regulation (EU) 2022/1214.

Appendix 9: Sustainable Finance Disclosure (unaudited)

As at 31 December 2023 (continued)

What was the share of investments made in transitional and enabling activities?

The Fund did not make any investments which the Investment Adviser assessed to be in transitional or enabling activities, according to the EU Taxonomy.

How did the percentage of investments that were aligned with the EU Taxonomy compare with previous reference periods?

Not applicable.



What investments were included under “other”, what was their purpose and were there any minimum environmental or social safeguards?

1.28% of the Fund’s investments were not aligned with the environmental or social characteristics of the Fund and have been included in the “other” category. These investments comprised cash instruments which were not subject to any minimum environmental or social safeguards.



What actions have been taken to meet environmental and/or social characteristics during the reference period?

During the reference period, to help manage ESG-related risks and opportunities, the Investment Adviser conducted engagements with select portfolio companies and prioritized active dialogue where positions were significant and/or issues were viewed as material. The Investment Adviser’s constructive dialogue sought to drive positive change, improve sustainability and enhance long-term value creation. As part of this ESG engagement, the Investment Adviser assessed how the company’s ESG risks and initiatives contributed to operating performance, and through conversation evaluated a range of environmental, social and governance topics.

Data Limitations

In general, Morgan Stanley Investment Management uses a range of data sources and internal analysis as inputs into its ESG processes. This may include use of data sourced from third party data providers, including for making the disclosures in this report. Such data may be subject to methodological limitations and may be subject to data lags, data coverage gaps or other issues impacting the quality of the data. ESG-related information, including where obtained from third-party data providers, is often based on qualitative or subjective assessment, and any one data source may not in itself present a complete picture relating to the ESG metric that it represents. Minimal discrepancies may also arise in reported data on the Fund’s portfolio weightings where the Fund has made use of different underlying sources of holdings data to produce the disclosures included in the report. Morgan Stanley Investment Management takes reasonable steps to mitigate the risk of these limitations. However, it does not make any representation or warranty as to the completeness or accuracy of such data. Any such data may also be subject to change by the third party provider without notice. As such, Morgan Stanley Investment Management may choose to take such action (or inaction) based on any change in data provided by a third party data provider as it deems appropriate in the circumstances.

This report has been prepared based on the Fund’s portfolio holdings as of the date specified at the top of this document only (unless the context indicates otherwise). Unless otherwise indicated, the percentages included in this report have been measured according to portfolio weight, which is based on the market value of the investments in the Fund.