

Product name: **abrdn Liquidity Fund (Lux) - Euro Fund**Legal entity identifier **549300H7ELL1ZCTXVS23****Environmental and/or social characteristics****Did this financial product have a sustainable investment objective?**●●  Yes●●  No It made **sustainable investments with an environmental objective: %** It **promoted Environmental/Social (E/S) characteristics** and while it did not have as its objective a sustainable investment, it had a proportion of 15.29% of sustainable investments in economic activities that qualify as environmentally sustainable under the EU Taxonomy with an environmental objective in economic activities that qualify as environmentally sustainable under the EU Taxonomy in economic activities that do not qualify as environmentally sustainable under the EU Taxonomy with an environmental objective in economic activities that do not qualify as environmentally sustainable under the EU Taxonomy with a social objective It made **sustainable investments with a social objective: %** It promoted E/S characteristics, but **did not make any sustainable investments**

**Sustainable investment** means an investment in an economic activity that contributes to an environmental or social objective, provided that the investment does not significantly harm any environmental or social objective and that the investee companies follow good governance practices.

The **EU Taxonomy** is a classification system laid down in Regulation (EU) 2020/852, establishing a list of **environmentally sustainable economic activities**. That Regulation does not include a list of socially sustainable economic activities. Sustainable investments with an environmental objective might be aligned with the Taxonomy or not.

**To what extent were the environmental and/or social characteristics promoted by this financial product met?**

The Fund promoted environmental and social characteristics by aiming to invest in issuers that:

Avoided severe, lasting, or irremediable harm.

Appropriately addressed adverse impacts on the environment and society.

Supported a decent standard of living for their stakeholders.

The Fund aimed to promote environmental and social characteristics holistically. In doing so, it did not consider all characteristics for all investments, but rather focused on the most relevant characteristics for each investment based on the nature of its activities, areas of operation, and products and services. Using its proprietary research framework, the Fund aimed to promote the following characteristics, although a

broader suite of characteristics might also have been promoted on an investment-by-investment basis:

Environment:

Promoted sound energy management and reduced greenhouse gas emissions.

Promoted good water, waste, and raw materials management.

Addressed biodiversity/ecological impacts.

Social:

Promoted good labor practices and relations.

Maximized employee health and safety.

Supported diversity in the workforce and healthy relationships with communities.

No benchmark was used for portfolio construction or as a basis for setting risk constraints in the management of the Fund.

**Sustainability indicators** measure how the environmental or social characteristics promoted by the financial product are attained.

- **How did the sustainability indicators perform?**

Sustainability Indicator – screening criteria: We confirm that during the reporting period, binary exclusions were applied to exclude the particular areas of investment related to UN Global Compact, Controversial Weapons, Tobacco Manufacturing and Thermal Coal. These screening criteria apply in a binding manner and there are no holdings in the fund that fail the agreed criteria.

Sustainability Indicator – Avoiding poor ESG business practices: Our credit analysts apply an ESG Risk Rating of Low, Medium, High (Low is better) to each issuer. This is credit profile-specific and represents how impactful we believe ESG risks are likely to be to the credit quality of the issuer now and in the future. In line with the fund exclusions, no ESG high risk issuers are held.

Sustainability Indicator – Environment, Social & Governance MSCI Performance: Developed and provided by MSCI, the scoring identifies issuers with potentially high or poorly managed ESG risks. MSCI ESG Ratings range from CCC to AAA (AAA being the best rating). We confirm that during the reporting period the Fund excluded the bottom 10% of issuers with an MSCI Score that are in the money market investable universe.

Sustainability indicator – MSCI Portfolio ESG Rating: Developed and provided by MSCI, the scoring identifies companies with potentially high or poorly managed ESG risks. MSCI ESG Ratings range from CCC to AAA (AAA being the best rating). As a feature of the portfolio construction decisions, portfolio managers will seek to achieve a Weighted Average MSCI Rating of AA. As at year-end, the Weighted Average MSCI Rating was AA.

- **...and compared to previous periods?**

*During the previous reporting period, there were no high risk issuers held in the fund. The screening criteria as applied and there were no holdings in the fund that failed the agreed criteria. The bottom 10% of issuers with an MSCI Score that are in the money markets universe were excluded and the portfolio had a Weighted Average MSCI Rating of AA.*

- **What were the objectives of the sustainable investments that the financial product partially made and how did the sustainable investment contribute to such objectives?**

The objective of the sustainable investment is to make a contribution to solving an environmental or social challenge, in addition to not causing significant harm, and being well governed. Each sustainable investment may make a contribution to Environmental or Social issues. In fact, many companies will make a positive contribution to both. aberdeen use the

six environmental objectives of the Taxonomy to inform Environmental contributions, including: (1) climate change mitigation, (2) climate change adaptation, (3) sustainable use and protection of water and marine resources, (4) transition to a circular economy, (5) pollution prevention and control, and (6) protection and restoration of biodiversity and ecosystems. In addition, aberdeen use the 17 Sustainable Development Goals and their sub-goals to supplement the EU Taxonomy topics and provide a framework for considering Social objectives.

An economic activity must have a positive economic contribution to qualify as a Sustainable investment, this includes consideration of Environmental or Socially aligned revenues, Capex, Opex or sustainable operations. aberdeen seek to establish or estimate the share of the investee company's economic activities/contribution towards a sustainable objective and it is this element that is weighted and counted towards the Sub-fund's total aggregated proportion of Sustainable Investments.

aberdien uses a combination of the following approaches:

- i. a quantitative methodology based on a combination of publicly available data sources; and
- ii. using aberdeen's own insight and engagement outcomes aberdeen overlay the quantitative methodology with a qualitative assessment to calculate an overall percentage of economic contribution towards a sustainable objective for each holding in a Fund.

**Principal adverse impacts** are the most significant negative impacts of investment decisions on sustainability factors relating to environmental, social and employee matters, respect for human rights, anti- corruption and anti- bribery matters.

● ***How did the sustainable investments that the financial product partially made not cause significant harm to any environmental or social sustainable investment objective?***

As required by the SFDR Delegated Regulation, the investment does not cause Significant Harm ("Do No Significant Harm"/ "DNSH") to any of the sustainable investment objectives. aberdeen have created a 3-step process to ensure consideration of DNSH:

i. Sector Exclusions

aberdien have identified a number of sectors which automatically do not qualify for inclusion as a Sustainable Investment as they are considered to be causing significant harm. These include but are not limited to: (1) Defence, (2) Coal, (3) Oil & Gas Exploration,

Production and associated activities, (4) tobacco, (5) gambling and (6) alcohol.

ii. DNSH Binary Test

The DNSH test, is a binary pass/fail test which signals if the company passes or fails criteria for the SFDR Article 2 (17) "do no significant harm". Pass indicates under aberdeen's methodology the company has no ties to controversial weapons, less than 1% of revenue from thermal coal, less than 5% of revenue from tobacco related activities, is not a tobacco producer, and has no red/severe ESG Controversies. If the company fails this test, it cannot be considered a Sustainable Investment. aberdeen's approach is aligned with the SFDR PAIs included within tables 1, 2 & 3 of the SFDR Delegated Regulation and is based on external data sources and aberdeen internal insights.

iii. DNSH Materiality Flag

Using a number of additional screens and flags, aberdeen consider the additional SFDR PAI's indicators as defined by the SFDR Delegated Regulation to identify areas for improvement or potential future concern. These indicators are not considered to cause significant harm and therefore a company with active DNSH materiality flags may still be considered to be a Sustainable Investment. aberdeen aim to enhance the engagement activities to focus on these areas and seek to deliver better outcomes by resolving the issue

During the reporting period, aberdeen used the above approach to test the contribution to sustainable investment.

— ***How were the indicators for adverse impacts on sustainability factors taken into account?***

The fund considers Principle Adverse Impact Indicators defined by the SFDR Delegated Regulation.

Pre investment, aberdeen applies a number of norms and activity-based screens related to

PAIs, including but not limited to: UN Global Compact, controversial weapons, and thermal coal extraction.

UNGC: The Fund uses norms-based screens and controversy filters to exclude companies that may be in breach of international norms described in the OECD guidelines for multinational enterprises and the UN guiding principles on business and human rights, as well as state owned entities in countries which violate norms.

Controversial Weapons: The Fund excludes companies with business activities related to controversial weapons (cluster munitions, anti-personnel landmines, nuclear weapons, chemical and biological weapons, white phosphorus, non-detectable fragments, incendiary devices, depleted uranium ammunition or blinding lasers).

Thermal Coal Extraction: The Fund excludes companies with exposure to the fossil fuels sector based on percentage of revenue from thermal coal extraction.

aberndeen apply a fund specific set of company exclusions, more detail on these and the overall process is captured within the Investment Approach, which is published at [www.aberndeen.com](http://www.aberndeen.com) under "Fund Centre".

Post-investment the following PAI indicators are considered:

- aberdeen monitors all mandatory and additional PAI indicators via our ESG integration investment process using a combination of our proprietary house score and 3rd party data feeds. PAI indicators that either fail a specific binary test or are considered above typical are flagged for review and may be selected for company engagement.
- Consideration of portfolio carbon intensity and GHG emissions via our Climate tools and risk analysis
- Governance indicators via our proprietary governance scores and risk framework, including consideration of sound management structures, employee relations, remuneration of staff and tax compliance.
- On an on-going basis the investment universe is scanned for companies that may be in breach of international norms described in the OECD guidelines for multinational enterprises and the UN guiding principles on business and human rights, as well as state owned entities in countries which violate norms.

### ***Were sustainable investments aligned with the OECD Guidelines for Multinational Enterprises and the UN Guiding Principles on Business and Human Rights? Details:***

Yes, all sustainable investments are aligned with OECD Guidelines for Multinational Enterprises and the UN Guiding Principles on Business and Human rights. Breaches and violations of these international norms are flagged by an event-driven controversy and are captured in the investment process, and in turn excluded from consideration as a sustainable investment.

*The EU Taxonomy sets out a "do not significant harm" principle by which Taxonomy-aligned investments should not significantly harm EU Taxonomy objectives and is accompanied by specific Union criteria.*

The "do no significant harm" principle applies only to those investments underlying the financial product that take into account the EU criteria for environmentally sustainable economic activities. The investments underlying the remaining portion of this financial product do not take into account the EU criteria for environmentally sustainable economic activities.

*Any other sustainable investments must also not significantly harm any environmental or social objectives.*



## **How did this financial product consider principal adverse impacts on sustainability factors?**

The Fund has committed to consider the following PAIs in its investment process, this means that there is pre- and post-trade monitoring in place and that every investment for the Fund is assessed on these factors to determine its appropriateness for the Fund.

- PAI 1: GHG emissions (scope 1 and 2)
- PAI 10: Violations of the UN Global Compact (UNGC) principles and Organisation for Economic Cooperation and Development (OECD) Guidelines for Multinational Enterprises
- PAI 14: Exposure to controversial weapons (anti-personnel mines, cluster munitions, chemical weapons and biological weapons)

#### Adverse impacts monitoring

Pre investment, aberdeen applies a number of norms and activity-based screens related to the above PAIs, including but not limited to:

- UNGC: The Fund uses norms-based screens and controversy filters to exclude companies that may be in breach of international norms described in the OECD guidelines for multinational enterprises and the UN guiding principles on business and human rights, as well as state owned entities in countries which violate norms.
- Controversial Weapons: The Fund excludes companies with business activities related to controversial weapons (cluster munitions, anti-personnel landmines, nuclear weapons, chemical and biological weapons, white phosphorus, non-detectable fragments, incendiary devices, depleted uranium ammunition or blinding lasers).
- Thermal Coal Extraction: The Fund excludes companies with exposure to the fossil fuels sector based on percentage of revenue from thermal coal extraction.

aberdeen apply a fund specific set of company exclusions, more detail on these and the overall process is captured within the Investment Approach, which is published at [www.aberdeen.com](http://www.aberdeen.com) under "Fund Centre".

Post-investment the above PAI indicators are monitored in the following way:

- Company carbon intensity and GHG emissions is monitored via our Climate tools and risk analysis
- On an on-going basis the investment universe is scanned for companies that may be in breach of international norms described in the OECD guidelines for multinational enterprises and the UN guiding principles on business and human rights.

Post-investment we also undertake the following activities in relation to additional PAI's:

- Dependent on data availability, quality and relevance to the investments the consideration of additional PAI indicators will be on a case-by- case basis.
- aberdeen monitors PAI indicators via our ESG integration investment process using a combination of our proprietary house score and 3rd party data feeds.
- Governance indicators are monitored via our proprietary governance scores and risk framework, including consideration of sound management structures, and remuneration.

#### Adverse impact mitigation

- PAI indicators that fail a defined pre-investment screen are excluded from the investment universe and cannot be held by the fund. We confirm that screening in line with our Investment Approach documents has been undertaken during the reporting period.
- PAI indicators that are monitored post investment which fail a specific binary test or are considered above typical are flagged for review and may be selected for company engagement. These adverse indicators may be used as a tool for engagement, for example where there is no policy in place and this would be beneficial aberdeen may engage with the issuer or company to develop one, or where carbon emissions are considered to be high, aberdeen may engage to seek the creation of a long-term target and reduction plan.



## What were the top investments of this financial product?

The list includes the investments constituting the **greatest proportion of investments** of the financial product during the reference period which is:

01/07/2024 - 30/06/2025

Largest Investments	Sector	% Assets	Country
SUMITOMO MITSUI BANKING CORP	Banking	5.55	Japan
CHINA CONSTRUCTION BANK	Banking	5.24	China
QATAR CALL EUR	Banking	4.36	Qatar
BRED BANQUE POPULAIRE	Financials	3.83	France
GOLDMAN SACHS	Financials	3.78	United States of America
ERSTE GROUP BANK AG	Banking	3.76	Austria
MUFG Bank Ltd (TOKYO)	Banking	3.03	Japan
PROCTER & GAMBLE	Consumer Discretionary	2.98	United States of America
SVENSKA HANDELSBANKEN	Banking	2.80	Sweden
OP CORPORATE BANK PLC	Banking	2.59	Finland
ANTALIS S.A. ABCP	Financials	2.33	France
LANDESKREDITBAN BADEN-WUERTTENBERG-FOERD	Government	2.33	Germany
SUMITOMO MITSUI TRUST BANK LTD (LONDON)	Banking	2.29	Japan
JYSKE BANK A/S	Banking	2.25	Denmark
KBC BANK NV, LONDON BRANCH	Banking	2.17	Belgium

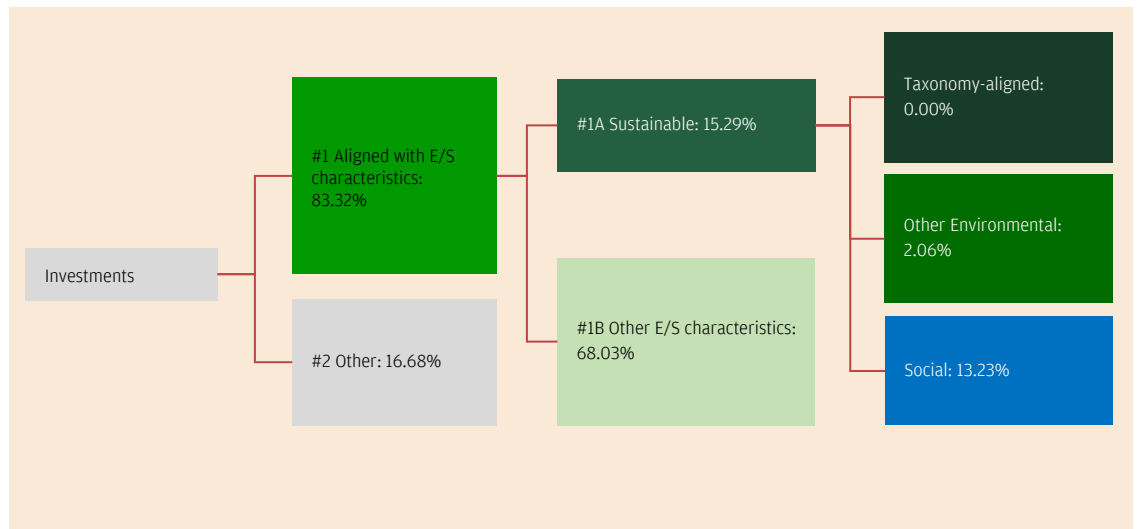


## What was the proportion of sustainability-related investments?

**Asset allocation** describes the share of investments in specific assets.

### ● What was the asset allocation?

The fund committed to hold a minimum of 60% of the Fund's assets are aligned with E/S characteristics. Environmental and social safeguards are met by applying certain PAI's, where relevant, to these underlying assets. The Fund invests a maximum of 40% of assets in the "Other" category, which may include government securities and derivatives.



**#1 Aligned with E/S characteristics** includes the investments of the financial product used to attain the environmental or social characteristics promoted by the financial product.

**#2 Other** includes the remaining investments of the financial product which are neither aligned with the environmental or social characteristics, nor are qualified as sustainable investments.

The category **#1 Aligned with E/S characteristics** covers:

- The sub-category **#1A Sustainable** covers environmentally and socially sustainable investments.
- The sub-category **#1B Other E/S characteristics** covers investments aligned with the environmental or social characteristics that do not qualify as sustainable investments.

Period	2025	2024
E/S Characteristics	83.32%	93.00%
Sustainable investment	15.29%	0.00%
Other environmental	2.06%	0.00%
Social	13.23%	0.00%

● ***In which economic sectors were the investments made?***

Sector	Sub-sector	% Assets
Cash	Cash	40.30
Financials	Banking	38.02
Financials	Financials	9.94
Financials	Banks	3.64
Consumer Discretionary	Consumer Discretionary	2.98
Government	Government	2.33
Consumer Discretionary	Automobiles Manufacturing	0.97
Financials	Life Insurance	0.93
Financials	Financial Services	0.44
Financials	Property & Casualty Insurance	0.26
Government	Government Regional	0.08
Consumer Discretionary	Consumer Discretionary Products	0.06
Government	Government Development Banks	0.04
Government	Government Regional	0.03

**Enabling activities** directly enable other activities to make a substantial contribution to an environmental objective.

**Transitional activities** are economic activities for which low-carbon alternatives are not yet available and that have greenhouse gas emission levels corresponding to the best performance.



## To what extent were the sustainable investments with an environmental objective aligned with the EU Taxonomy?

Whilst the minimum mandatory allocation to sustainable investments with an environmental objective aligned with the EU Taxonomy is 0%, the fund is permitted to allocate to such investments which would form part of the overall allocation to sustainable investments with an environmental objective.

Assessment on Taxonomy alignment is currently conducted with data from third party providers as well as self-reported data from investee companies when available.

Data providers' methodologies vary and results may not be fully aligned to all Taxonomy requirements, as long as publicly reported company data is lacking and assessments rely largely on equivalent data.

Out of caution, unless we are able to confirm available data for the majority of the portfolio's holdings, we will report 0 (zero) per cent of Taxonomy-Aligned Investments (concerning all environmental objectives) .

The compliance of the investments with the EU Taxonomy has not been subject to an assurance by auditors or a review by third parties.

The fund holds 0% investments in sustainable investments with an environmental objective aligned with the EU Taxonomy.

- **Did the financial product invest in fossil gas and/or nuclear energy related activities complying with the EU Taxonomy?**

Yes

In fossil gas

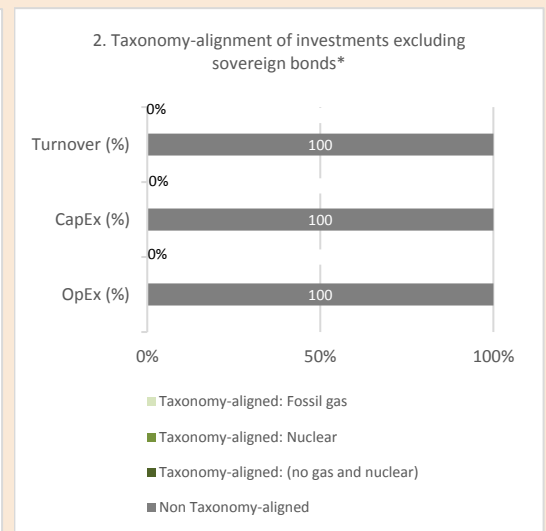
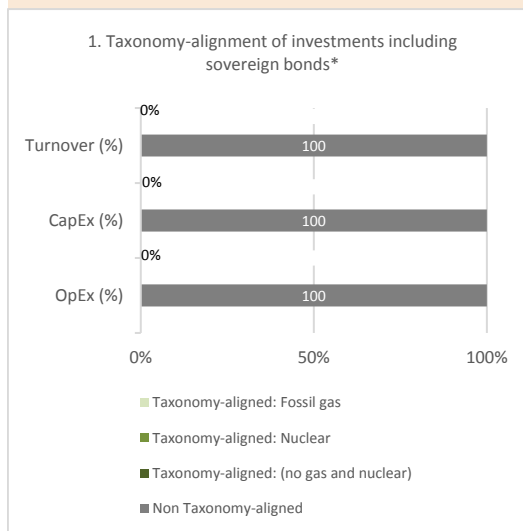
In nuclear energy

No

Taxonomy-aligned activities are expressed as a share of:

- **turnover** reflecting the share of revenue from green activities of investee companies.
- **capital expenditure (Capex)** showing the green investments made by investee companies, e.g. for a transition to a green economy.
- **operational expenditure (Opex)** reflecting green operational activities of investee companies.

The graphs below show in green the percentage of investments that were aligned with the EU Taxonomy. As there is no appropriate methodology to determine the taxonomy-alignment of sovereign bonds\*, the first graph shows the Taxonomy alignment in relation to all the investments of the financial product including sovereign bonds, while the second graph shows the Taxonomy alignment only in relation to the investments of the financial product other than sovereign bonds.



This graph represents 0 % of the total investment.

\*For the purpose of these graphs, 'sovereign bonds' consist of all sovereign exposures

1 Fossil gas and/or nuclear related activities will only comply with the EU Taxonomy where they contribute to limiting climate change (“climate change mitigation”) and do not significantly harm any EU Taxonomy objective - see explanatory note in the left hand margin. The full criteria for fossil gas and nuclear energy economic activities that comply with the EU Taxonomy are laid down in Commission Delegated Regulation (EU) 2022/1214.

- **What was the share of investments made in transitional and enabling activities?**

The fund holds 0% investments made in transitional and enabling activities.

- **How did the percentage of investments that were aligned with the EU Taxonomy compare with previous reference periods?**

The fund held 0% investments in sustainable investments with an environmental objective aligned with the EU Taxonomy, during the previous reference period.



### **What was the share of sustainable investments with an environmental objective not aligned with the EU Taxonomy?**

The share of sustainable investments with an environmental objective not aligned with the EU Taxonomy was 2% of assets as at the year end date and is representative of the Reference Period.

Assessment on Taxonomy alignment is currently conducted with data from third party providers as well as self-reported data from investee companies when available.

Data providers' methodologies vary and results may not be fully aligned to all Taxonomy requirements, as long as publicly reported company data is lacking and assessments rely largely on equivalent data.

Out of caution, unless we are able to confirm available data for the majority of the portfolio's holdings, we will report 0 (zero) per cent of Taxonomy-Aligned Investments (concerning all environmental objectives), and the remainder as not aligned with the EU Taxonomy.

The compliance of the investments with the EU Taxonomy has not been subject to an assurance by auditors or a review by third parties.



### **What was the share of socially sustainable investments?**

The share of sustainable investments with a social objective is 13%



### **What investments were included under “other”, what was their purpose and were there any minimum environmental or social safeguards?**

The Fund invested 17% of assets in the “Other” category. The investments included under “other” are cash, money market instruments, derivatives. The purpose of these assets are to meet liquidity, target return or manage risk and may not contribute to the environmental or social aspects of the Fund.



### **What actions have been taken to meet the environmental and/or social characteristics during the reference period?**

The Fund has applied ESG assessment criteria, ESG screening criteria and promoted good governance including social factors. The fund has also engaged with issuers on topics which may include Climate change, Environment, Labour, Human rights, Corporate Governance and Behaviour.



are sustainable investments with an environmental objective that **do not take into account the criteria** for environmentally sustainable economic activities under Regulation (EU) 22/852.



## How did this financial product perform compared to the reference benchmark?

N/A

**Reference benchmarks** are indexes to measure whether the financial product attains the environmental or social characteristics that they promote.

- ***How does the reference benchmark differ from a broad market index?***  
Not applicable
- ***How did this financial product perform with regard to the sustainability indicators to determine the alignment of the reference benchmark with the environmental or social characteristics promoted?***  
Not applicable
- ***How did this financial product perform compared with the reference benchmark?***  
Not applicable
- ***How did this financial product perform compared with the broad market index?***  
Not applicable