

Appendix 9: Sustainable Finance Disclosure (unaudited)

As at 31 December 2024

Periodic disclosure for the financial products referred to in Article 8, paragraphs 1, 2 and 2a, of Regulation (EU) 2019/2088 and Article 6, first paragraph, of Regulation (EU) 2020/852

Product name: Emerging Markets Debt Fund

Legal entity identifier: LTF85HOHIJ7QD9N5L226

Reference period: 01 January 2024 to 31 December 2024

Unless stated otherwise, the values below have been calculated based on the average of the fund's investments at each quarter end during the reference period. This calculation methodology also applied to the fund's top holdings and sector exposure.

Environmental and/or social characteristics

Sustainable investment means an investment in an economic activity that contributes to an environmental or social objective, provided that the investment does not significantly harm any environmental or social objective and that the investee companies follow good governance practices.

The **EU Taxonomy** is a classification system laid down in Regulation (EU) 2020/852, establishing a list of **environmentally sustainable economic activities**. That Regulation does not include a list of socially sustainable economic activities. Sustainable investments with an environmental objective might be aligned with the Taxonomy or not.

Did this financial product have a sustainable investment objective?

- | <input type="checkbox"/> Yes | <input checked="" type="checkbox"/> No |
|--|--|
| <input type="checkbox"/> It made sustainable investments with an environmental objective : ___% <ul style="list-style-type: none"> <input type="checkbox"/> in economic activities that qualify as environmentally sustainable under the EU Taxonomy <input type="checkbox"/> in economic activities that do not qualify as environmentally sustainable under the EU Taxonomy | <input type="checkbox"/> It promoted Environmental/Social (E/S) characteristics and while it did not have as its objective a sustainable investment, it had a proportion of ___% of sustainable investments <ul style="list-style-type: none"> <input type="checkbox"/> with an environmental objective in economic activities that qualify as environmentally sustainable under the EU Taxonomy <input type="checkbox"/> with an environmental objective in economic activities that do not qualify as environmentally sustainable under the EU Taxonomy <input type="checkbox"/> with a social objective |
| <input type="checkbox"/> It made sustainable investments with a social objective : ___% | <input checked="" type="checkbox"/> It promoted E/S characteristics, but did not make any sustainable investments |

Appendix 9: Sustainable Finance Disclosure (unaudited)

As at 31 December 2024 (continued)



To what extent were the environmental and/or social characteristics promoted by this financial product met?

During the reference period, the Fund promoted the social characteristic of avoiding investments in sovereign issuers that significantly violate social rights and in investments which can cause harm to human health and wellbeing. In addition, the Fund promoted the environmental characteristic of climate change mitigation by avoiding investments where thermal coal mining and extraction represents a certain percentage of a company's revenue.

Further detail on the nature of these exclusions is set out below (in response to the question, "How did the sustainability indicators perform?").

Where investments did not meet the Fund's environmental or social characteristics, the Investment Adviser took remedial action, as described below.

Sustainability indicators measure how the environmental or social characteristics promoted by the financial product are attained.

How did the sustainability indicators perform?

Sustainability Indicator	Indicator Threshold	2024 Indicator Value
Exclusions – Corporates:		
% Fund exposure to corporate issuers deriving revenue from:		
Controversial weapons (>0% revenue)	0.00%	0.00%
Civilian firearms (>0% revenue)	0.00%	0.00%
Tobacco manufacturing (>0% revenue)	0.00%	0.00%
Thermal coal mining and extraction (5% revenue)	0.00%	0.00%
Exclusions – Sovereigns:		
% Fund exposure to sovereign issuers in bottom 10% ranked countries social violations, without evidence of positive momentum	0.00%	0.00%

Appendix 9: Sustainable Finance Disclosure (unaudited)

As at 31 December 2024 (continued)

. . . and compared to previous periods?

Sustainability Indicator	Indicator Threshold	2023 Indicator Value	2022 Indicator Value
Exclusions – Corporates:			
% Fund exposure to corporate issuers deriving revenue from:			
Controversial weapons (>0% revenue)	0.00%	0.00%	0.00%
Civilian firearms (>0% revenue)	0.00%	0.00%	0.00%
Tobacco manufacturing (>0% revenue)	0.00%	0.00%	0.00%
Thermal coal mining and extraction (5% revenue)	0.00%	0.00%	0.00%
Exclusions – Sovereigns:			
% Fund exposure to sovereign issuers in bottom 10% ranked countries social violations, without evidence of positive momentum	0.00%	0.02%	0.03%

As of 31 December 2022, the Fund held 0.03% of its Net Asset Value in a derivative instrument providing indirect exposure to a country that does not satisfy the Fund's social characteristic of excluding investments in the bottom-10% ranked countries on social violations. Given this investment was a derivative instrument, it was classified under the "Other" category, and as such it was not subject to the environmental and social criteria applied to the Fund. Notwithstanding this, the Investment Adviser disclosed this holding in the spirit of transparency. The Investment Adviser sold this investment in Q3 2023, as described above.

As of end of Q2 2023, the Fund held an average of 0.02% of its net asset value in a derivative instrument providing indirect exposure to a country that does not satisfy the Fund's social characteristic of excluding investments in the bottom-10% ranked countries on social violations. Given this investment is a derivative instrument, it is classified under the "Other" category, as per the Fund's asset allocation table further below. As such, the investment is not subject to the environmental and social criteria applied to the Fund. Notwithstanding this, the Investment Adviser is disclosing this holding in the spirit of transparency, and in line with the Fund's non-binding aim not to invest in derivatives associated with underlying assets, currencies or interest rates related to countries that would otherwise be subject to the social violations, the Investment Adviser sold such investment at the beginning of Q3 2023, keeping in mind the best interests of the Fund's shareholders.

The EU Taxonomy sets out a "do no significant harm" principle by which Taxonomy-aligned investments should not significantly harm EU Taxonomy objectives and is accompanied by specific EU criteria.

The "do no significant harm" principle applies only to those investments underlying the financial product that take into account the EU criteria for environmentally sustainable economic activities. The investments underlying the remaining portion of this financial product do not take into account the EU criteria for environmentally sustainable economic activities.

Any other sustainable investments must also not significantly harm any environmental or social objectives.

Appendix 9: Sustainable Finance Disclosure (unaudited)

As at 31 December 2024 (continued)



How did this financial product consider principal adverse impacts on sustainability factors?

The Fund considered principal adverse impacts (PAIs) in part through its exclusionary criteria, as follows:

- The Fund excluded any sovereign issuers where there was evidence of them having caused significant harm from social violations, which the Investment Adviser defines in relation to the bottom 10% ranked countries on a custom indicator reflecting the fulfilment of social rights. The Fund therefore considered in part the PAI indicator 16: investee countries subject to social violations.
- The Fund excluded any corporate issuers which derived a certain percentage of revenue from thermal coal mining and extraction. The Fund therefore partly considered the PAI indicator 4: exposure to companies active in the fossil fuel sector.
- The Fund excluded any corporate issuers which derived any revenue from controversial weapons manufacturing or retail. The Fund therefore considered in whole the PAI indicator 14: exposure to controversial weapons.

The Fund did not consider any other PAI indicators.

Appendix 9: Sustainable Finance Disclosure (unaudited)

As at 31 December 2024 (continued)



What were the top investments of this financial product?

The list includes the investments constituting **the greatest proportion of investments** of the financial product during the reference period which is: from 01 January 2024 to 31 December 2024.

Security	Sector	% Assets	Country
ETHIOPIA INTERNATIONAL BOND 11-DEC-2024 REG-S (SENIOR)	Sovereigns	1.84%	Ethiopia
SHARJAH EMIRATE OF 6.5 23-NOV-2032 REG-S (SENIOR)	Sovereigns	1.54%	United Arab Emirates
SURINAME (REPUBLIC OF) 7.95 15-JUL-2033 144A (SENIOR)	Sovereigns	1.35%	Suriname
EGYPT GOVERNMENT INTERNATIONAL BON 8.875 29-MAY-2050 REG-S (SENIOR)	Sovereigns	1.34%	Egypt
ANGOLA (REPUBLIC OF) 8.75 14-APR-2032 REG-S (SENIOR)	Sovereigns	1.34%	Angola
EGYPT (ARAB REPUBLIC OF) 5.625 16-APR-2030 REG-S (SENIOR)	Sovereigns	1.27%	Egypt
INDONESIA (REPUBLIC OF) 4.7 10-FEB-2034 (SENIOR)	Sovereigns	1.23%	Indonesia
CAMEROON (REPUBLIC OF) 9.5 31-JUL-2031 REG-S (SENIOR)	Sovereigns	1.22%	Cameroon
DIGICEL INTERNATIONAL FINANCE LTD PIK 9.0 25-MAY-2027 (1ST LIEN)	Financials	1.20%	Jamaica
BENIN GOVERNMENT INTERNATIONAL BON 4.95 22-JAN-2035 REG-S (SENIOR)	Sovereigns	1.16%	Benin
SURINAME (REPUBLIC OF) 9.0 31-DEC-2050 144A (SENIOR)	Sovereigns	1.09%	Suriname
ECUADOR GOVERNMENT INTERNATIONAL B 31-JUL-2030 REG-S (SENIOR)	Sovereigns	1.04%	Ecuador
SAMARCO MINERACAO SA PIK 9.0 30-JUN-2031 REG-S (SENIOR)	Materials	0.99%	Brazil
PHILIPPINES (REPUBLIC OF) 5.0 17-JUL-2033 (SENIOR)	Sovereigns	0.99%	Philippines
KENYA (REPUBLIC OF) 9.75 16-FEB-2031 REG-S (SENIOR)	Sovereigns	0.98%	Kenya

% Assets are calculated based on the average of the fund's investments at each quarter end during the reference period.

The table above only includes investments made by the Fund and excludes other assets held by the Fund such as cash and hedging instruments.

Appendix 9: Sustainable Finance Disclosure (unaudited)

As at 31 December 2024 (continued)



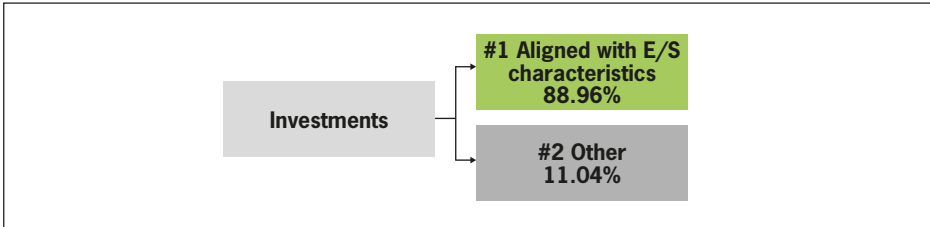
What was the proportion of sustainability-related investments?

88.96% of the Fund’s investments attained the promoted environmental and social characteristics of the Fund. The remainder of the investments were investments for cash instruments held for ancillary liquidity and derivatives held for hedging or investment purposes, which did not attain the promoted environmental or social characteristics and were not subject to any minimum environmental or social safeguards, as described below (in answer to the question, “What investments were included under “other”, what was their purpose and were there any minimum environmental or social safeguards?”).

The Fund did not make any sustainable investments within the meaning of the Sustainable Finance Disclosure Regulation (“SFDR”).

What was the asset allocation?

Asset allocation describes the share of investments in specific assets.



#1 Aligned with E/S characteristics includes the investments of the financial product used to attain the environmental or social characteristics promoted by the financial product.

#2 Other includes the remaining investments of the financial product which are neither aligned with the environmental or social characteristics, nor are qualified as sustainable investments.

Appendix 9: Sustainable Finance Disclosure (unaudited)

As at 31 December 2024 (continued)

In which economic sectors were the investments made?

Sector	% Assets
Sovereigns	61.08%
Financials	9.70%
Energy	5.69%
Materials	2.96%
Industrials	2.38%
Utilities	2.24%
Consumer Staples	1.59%
Real Estate	1.38%
Communication Services	1.00%
Health Care	0.76%
Consumer Discretionary	0.17%
Exploration, Mining, Extraction, Production, Processing, Storage, Refining or Distribution, Including Transportation, Storage and Trade, of Fossil Fuels	5.95%

The table above only includes investments made by the Fund and excludes other assets held by the Fund such as cash and hedging instruments.

The Fund's exposure to fossil fuel related activities, as presented in the table above, captures issuers deriving any revenue from such activities as part of their business. The indicator therefore has a broader scope when compared to the thermal coal mining exclusion applied as a binding characteristic to the Fund.

The investments in this Fund may include green and sustainability use of proceeds bonds. Where the Fund invests in these types of bonds, the Investment Adviser will assess any exposure the proceeds of the bonds have to fossil fuels but it will not take into account any exposure the issuer may have to fossil fuels. This is because any exposure the issuer has to fossil fuels does not impact the use of proceeds of the bond. In practice, this means any green and sustainability use of proceeds bonds will be excluded from the fossil fuel exposure calculation above, as the Investment Adviser will treat these bonds as not having any exposure to fossil fuels.

Appendix 9: Sustainable Finance Disclosure (unaudited)

As at 31 December 2024 (continued)

Enabling activities To comply with the EU Taxonomy, the criteria for **fossil gas** include limitations on emissions and switching to fully renewable power or low-carbon fuels by the end of 2035. For **nuclear energy**, the criteria include comprehensive safety and waste management rules.

Enabling activities directly enable other activities to make a substantial contribution to an environmental objective.

Transitional activities are activities for which low-carbon alternatives are not yet available and among others have greenhouse gas emission levels corresponding to the best performance.



To what extent were the sustainable investments with an environmental objective aligned with the EU Taxonomy?

The Fund did not commit to making a minimum portion of sustainable investments with an environmental objective aligned with the EU Taxonomy. None of the Fund’s investments have been assessed by the Investment Adviser as aligned with the EU Taxonomy during the reference period.

Did the financial product invest in fossil gas and/or nuclear energy related activities that comply with the EU Taxonomy¹?

- Yes
 - In fossil gas
 - In nuclear energy
- No

The graphs below show in green the percentage of investments that were aligned with the EU Taxonomy. As there is no appropriate methodology to determine the taxonomy-alignment of sovereign bonds*, the first graph shows the Taxonomy alignment in relation to all the investments of the financial product including sovereign bonds, while the second graph shows the Taxonomy alignment only in relation to the investments of the financial product other than sovereign bonds.

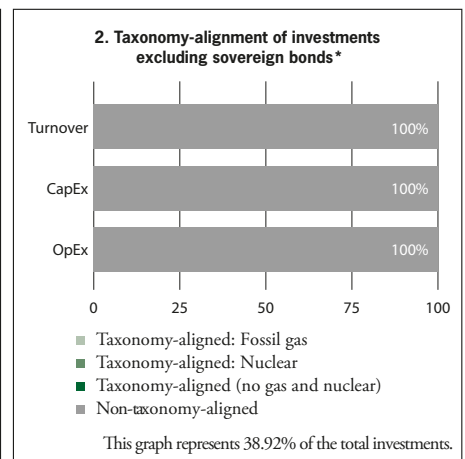
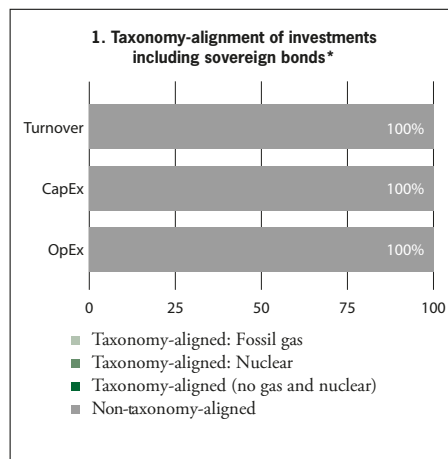


Taxonomy-aligned activities are expressed as a share of:

– **turnover** reflecting the share of revenue from green activities of investee companies.

– **capital expenditure** (CapEx) showing the green investments made by investee companies, e.g. for a transition to a green economy.

– **operational expenditure** (OpEx) reflecting green operational activities of investee companies.



* For the purpose of these graphs, ‘sovereign bonds’ consist of all sovereign exposures.

¹ Fossil gas and/or nuclear activities will only comply with the EU Taxonomy where they contribute to limiting climate change (“climate change mitigation”) and do no significant harm to any EU Taxonomy objective – see explanatory note in the left hand margin. The full criteria for fossil gas and nuclear energy economic activities that comply with the EU Taxonomy are laid down in Commissions Delegated Regulation (EU) 2022/1214.

Appendix 9: Sustainable Finance Disclosure (unaudited)

As at 31 December 2024 (continued)

What was the share of investments made in transitional and enabling activities?

The Fund did not make any investments which the Investment Adviser assessed to be in transitional or enabling activities, according to the EU Taxonomy.

How did the percentage of investments that were aligned with the EU Taxonomy compare with previous reference periods?

Not applicable.



What investments were included under “other”, what was their purpose and were there any minimum environmental or social safeguards?

11.04% of the Fund’s investments were not aligned with the environmental or social characteristics of the Fund and have been included in the “other” category. These investments comprised cash instruments held for ancillary liquidity and derivatives held for investment or hedging purposes, and they were not subject to any minimum environmental or social safeguards. For the avoidance of doubt, the Fund, nevertheless, did not invest in any derivatives associated with underlying assets, currencies, or interest rates related to countries that would otherwise be subject to the social violations exclusion described under the binding characteristics of the Fund.



What actions have been taken to meet environmental and/or social characteristics during the reference period?

During the reference period, the Investment Adviser engaged with selected sovereign and corporate bond issuers on their governance practices, as well as on other material sustainability issues, including sustainability-related controversies or breaches of international norms and principles. Such engagement activities supported, on a qualitative and non-binding basis, the Fund’s PAI and good governance assessment.

During the reference period, some investments became restricted after they were acquired for the Fund. These comprised of securities from a sovereign issuer, which was deemed by the Investment Adviser to no longer exhibit positive momentum in relation to certain social violations identified. The Investment Adviser sold such investments in Q4 2024, keeping in mind the best interests of the Fund’s shareholders.

Appendix 9: Sustainable Finance Disclosure (unaudited)

As at 31 December 2024 (continued)



How did this financial product perform compared to the reference benchmark?

Not applicable.

Reference benchmarks are indexes to measure whether the financial product attains the environmental or social characteristics that they promote.

Data Limitations

In general, Morgan Stanley Investment Management uses a range of data sources and internal analysis as inputs into its ESG processes. This may include use of data sourced from third party data providers, including for making the disclosures in this report. Such data may be subject to methodological limitations and may be subject to data lags, data coverage gaps or other issues impacting the quality of the data. ESG-related information, including where obtained from third-party data providers, is often based on qualitative or subjective assessment, and any one data source may not in itself present a complete picture relating to the ESG metric that it represents. Minimal discrepancies may also arise in reported data on the Fund's portfolio weightings where the Fund has made use of different underlying sources of holdings data to produce the disclosures included in the report. Morgan Stanley Investment Management takes reasonable steps to mitigate the risk of these limitations. However, it does not make any representation or warranty as to the completeness or accuracy of such data. Any such data may also be subject to change by the third party provider without notice. As such, Morgan Stanley Investment Management may choose to take such action (or inaction) based on any change in data provided by a third party data provider as it deems appropriate in the circumstances.

This report has been prepared based on the Fund's portfolio holdings as of the date specified at the top of this document only (unless the context indicates otherwise). Unless otherwise indicated, the percentages included in this report have been measured according to portfolio weight, which is based on the market value of the investments in the Fund.